

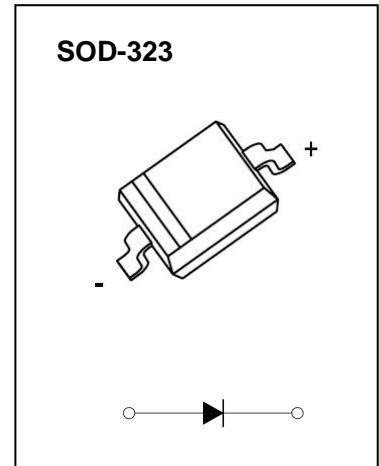
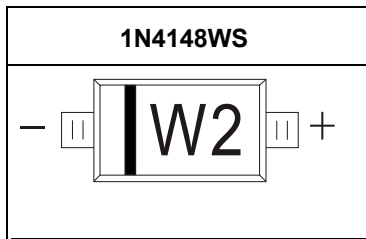
# 1N4148WS

## FAST SWITCHING DIODE

### FEATURES

- Fast Switching Speed
- Surface Mount Package Ideally Suited for Automatic Insertion
- For General Purpose Switching Applications
- High Conductance

### MARKING: T4/W2



The marking bar indicates the cathode

Solid dot = Green molding compound device, if none, the normal device.

### Maximum Ratings and Electrical Characteristics, Single Diode @ $T_a=25^{\circ}\text{C}$

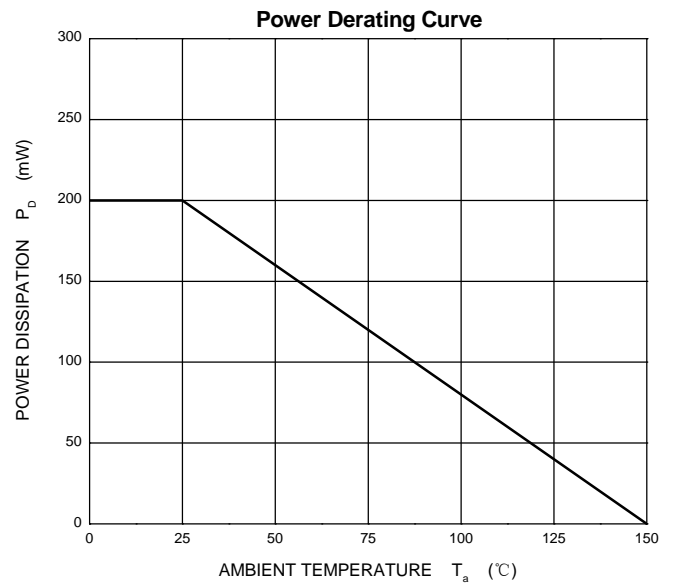
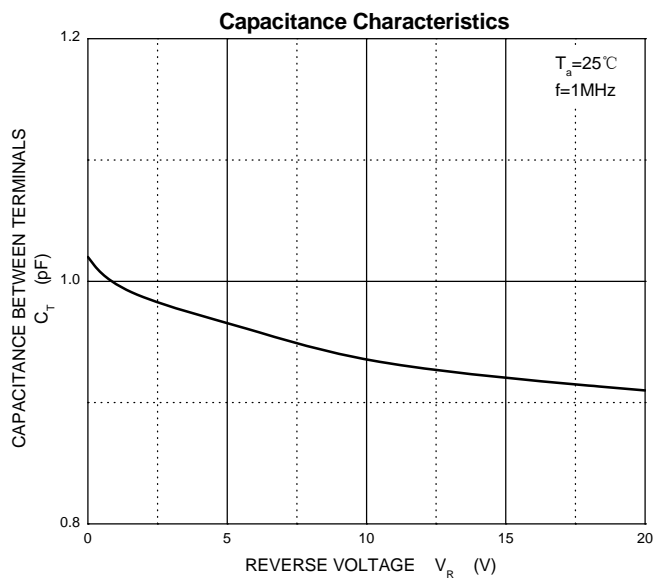
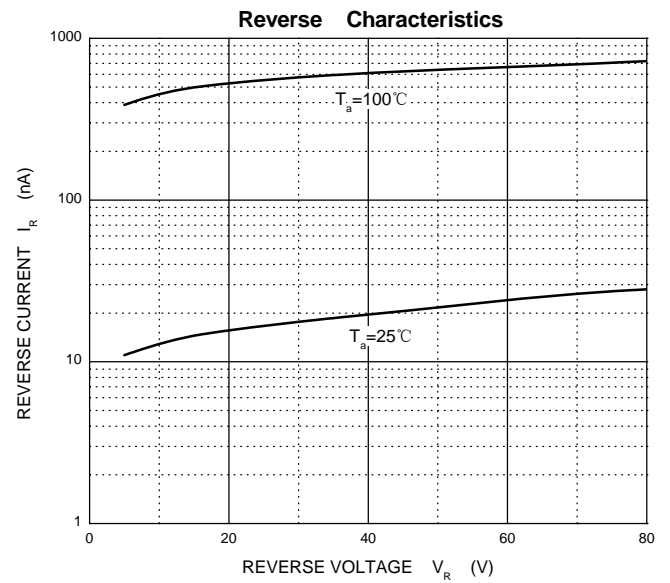
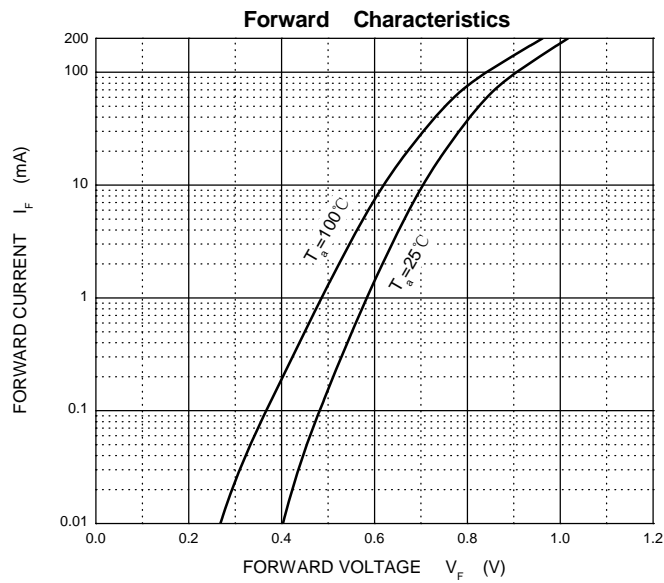
Parameter	Symbol	Limit	Unit
Non-Repetitive Peak Reverse Voltage	$V_{RM}$	100	V
Peak Repetitive Peak Reverse Voltage	$V_{RRM}$	100	V
Working Peak Reverse Voltage	$V_{RWM}$		
DC Blocking Voltage	$V_R$		
RMS Reverse Voltage	$V_{R(RMS)}$	71	V
Forward Continuous Current	$I_{FM}$	300	mA
Average Rectified Output Current	$I_O$	150	mA
Non-Repetitive Peak Forward Surge Current @ $t=8.3\text{ms}$	$I_{FSM}$	2.0	A
Power Dissipation	$P_d$	200	mW
Thermal Resistance from Junction to Ambient	$R_{\theta JA}$	625	$^{\circ}\text{C/W}$
Junction Temperature	$T_j$	150	$^{\circ}\text{C}$
Storage Temperature	$T_{STG}$	-55~+150	$^{\circ}\text{C}$

## ELECTRICAL CHARACTERISTICS

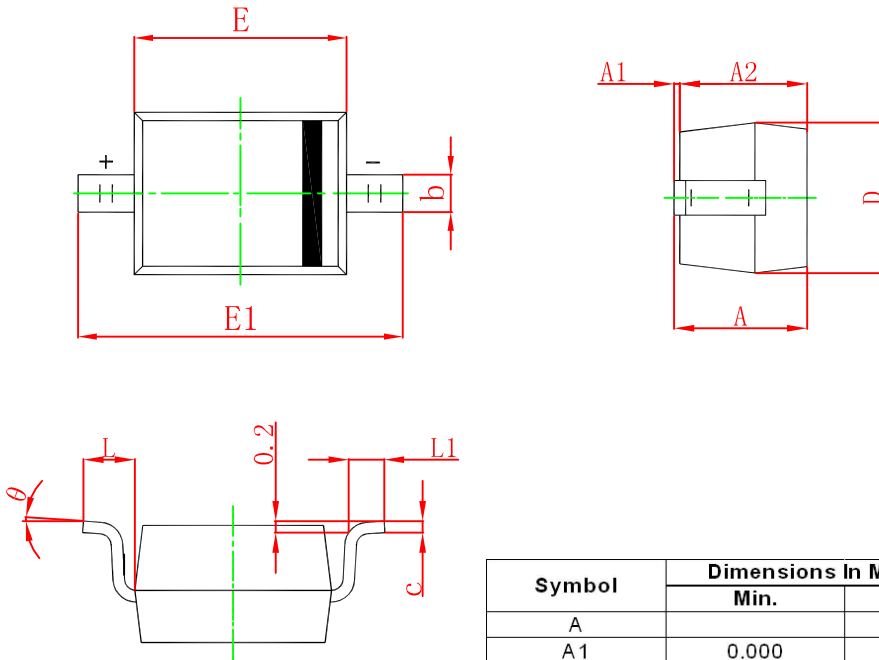
### Electrical Ratings @Ta=25°C

Parameter	Symbol	Min	Typ	Max	Unit	Conditions
Forward voltage	$V_{F1}$			0.715	V	$I_F=1\text{mA}$
	$V_{F2}$			0.855	V	$I_F=10\text{mA}$
	$V_{F3}$			1.0	V	$I_F=50\text{mA}$
	$V_{F4}$			1.25	V	$I_F=150\text{mA}$
Reverse current	$I_{R1}$			1	$\mu\text{A}$	$V_R=75\text{V}$
	$I_{R2}$			25	nA	$V_R=20\text{V}$
Capacitance between terminals	$C_T$			2	pF	$V_R=0\text{V}, f=1\text{MHz}$
Reverse recovery time	$t_{rr}$			4	ns	$I_F=I_R=10\text{mA}$ $I_{rr}=0.1 \times I_R, R_L=100\Omega$

## Typical Characteristics



### SOD-323 Package Outline Dimensions



Symbol	Dimensions In Millimeters		Dimensions In Inches	
	Min.	Max.	Min.	Max.
A		1.000		0.039
A1	0.000	0.100	0.000	0.004
A2	0.800	0.900	0.031	0.035
b	0.250	0.350	0.010	0.014
c	0.080	0.150	0.003	0.006
D	1.200	1.400	0.047	0.055
E	1.600	1.800	0.063	0.071
E1	2.550	2.750	0.100	0.108
L	0.475 REF.		0.019 REF.	
L1	0.250	0.400	0.010	0.016
$\theta$	0°	8°	0°	8°